



Ledgewood: Pay Your Annual Dues Online

It is now possible to pay your annual dues online using PayPal.

Important things to know:

- Use PayPal at your own risk. If you follow the instructions below, there will be no fees incurred. If you do incur a fee, you are responsible for paying it.
- Your PayPal account must be linked to a checking account to pay with no fee. If linked to a credit card, there will be a fee.
- You must select “sending to a friend” to pay with no fee.
- You must include your full name and address in the note section of your submission.

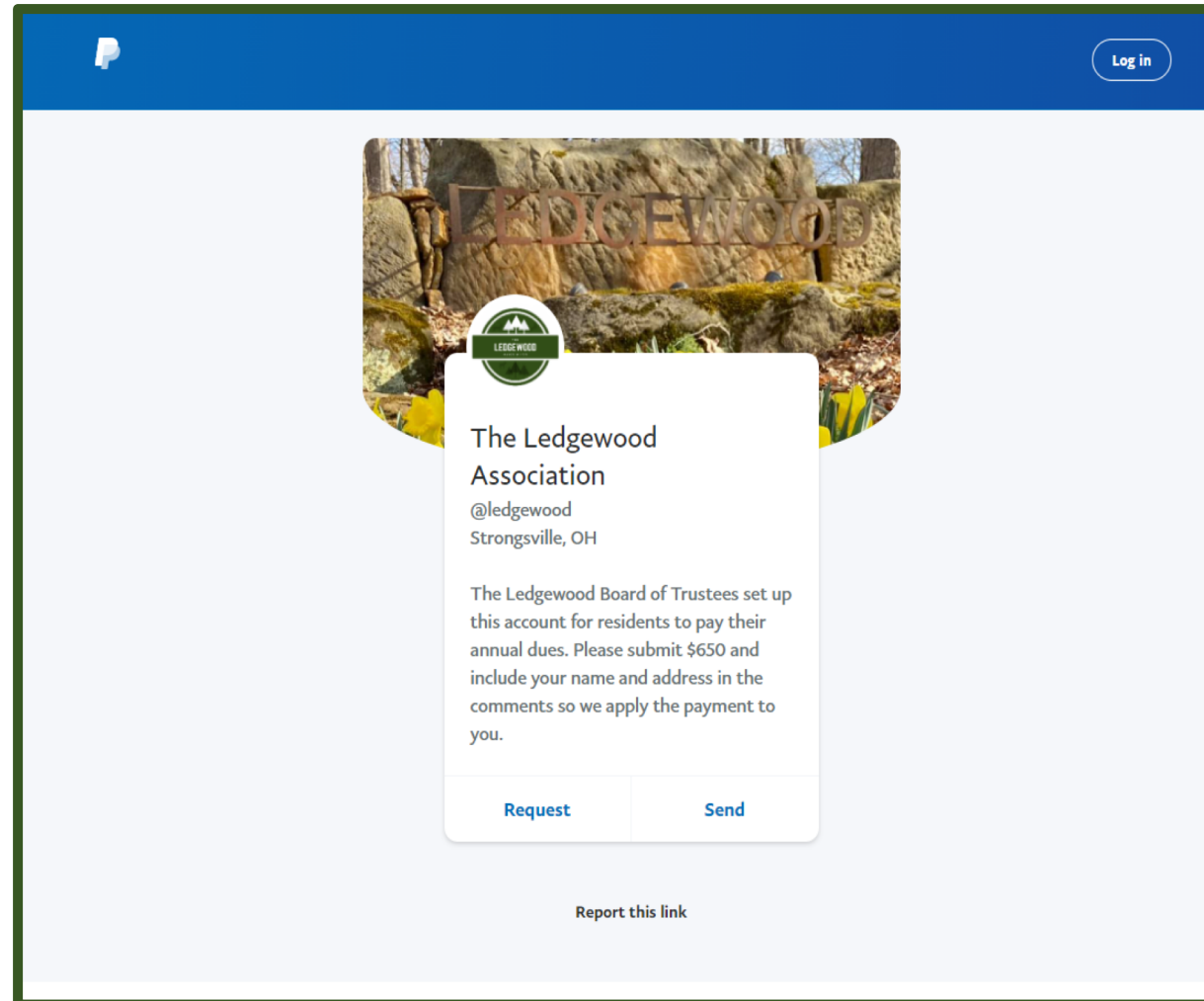
Go to paypal.me/ledgewood to pay now or continue reading for detailed instructions.



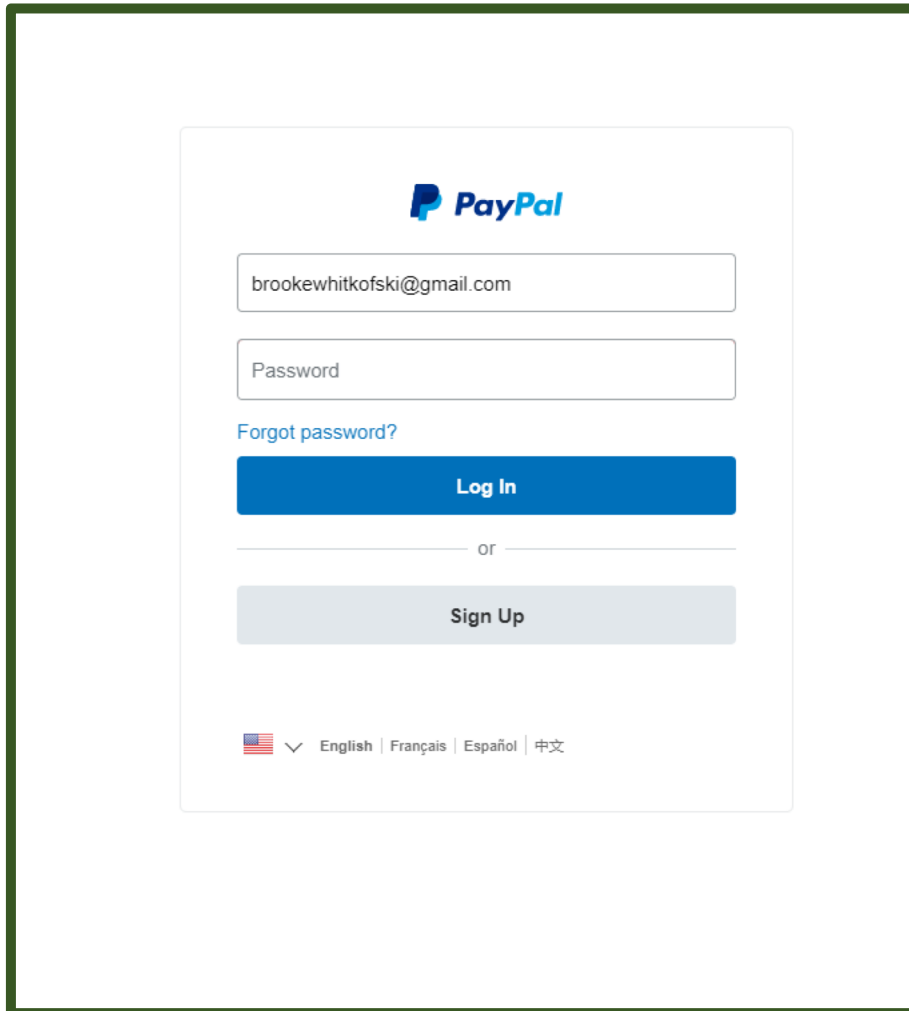
Ledgewood: Pay Your Annual Dues Online

Get started: Click this link or search Ledgewood on PayPal's site and look for the logo below.

paypal.me/ledgewood

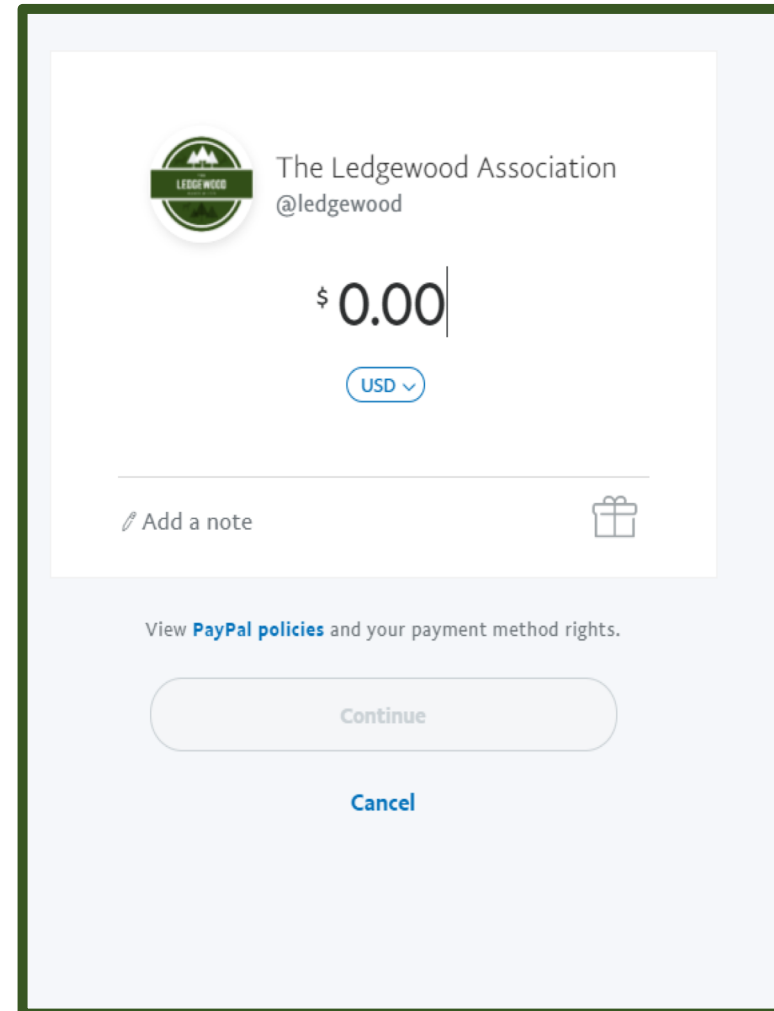


2. Login to PayPal or Sign Up for an account.



The screenshot shows the PayPal login and sign-up interface. At the top is the PayPal logo. Below it are two input fields: the first contains the email address "brookewhitkofski@gmail.com" and the second is labeled "Password". A link for "Forgot password?" is positioned below the password field. There are two buttons: a blue "Log In" button and a grey "Sign Up" button, separated by a horizontal line with the word "or" in the center. At the bottom left, there is a language selection menu with a dropdown arrow, currently showing "English" and other options: "Français", "Español", and "中文".

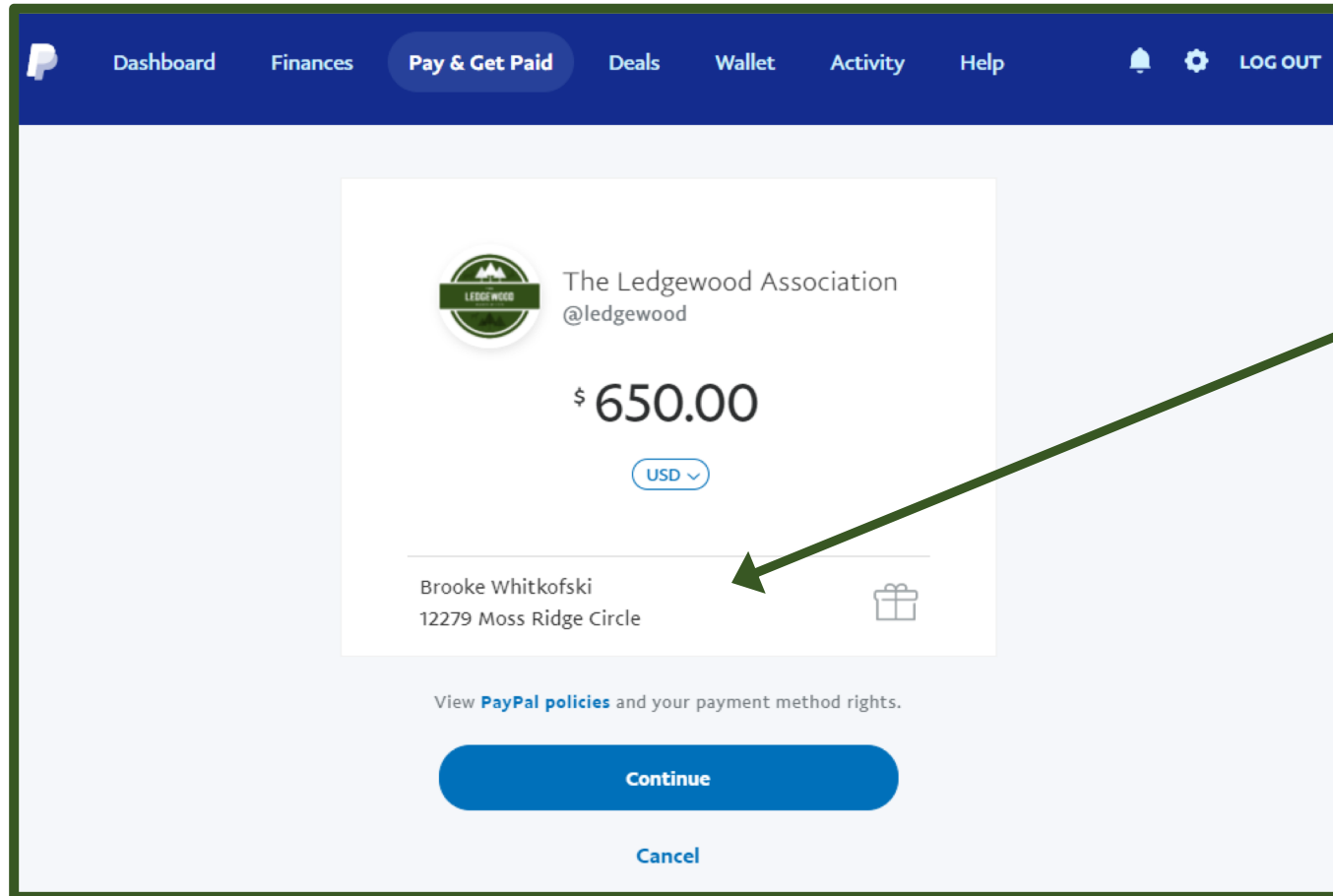
3. Enter the amount which is **\$650** for 2022.



The screenshot shows the PayPal payment confirmation screen. At the top left is the Ledgewood Association logo, a circular emblem with three trees and the text "THE LEDGEWOOD ASSOCIATION". To its right is the text "The Ledgewood Association @ledgewood". The main display shows the amount "\$ 0.00" with a vertical cursor to its right. Below the amount is a currency selector button labeled "USD" with a downward arrow. Underneath is a text input field with a pencil icon and the placeholder text "Add a note", and a gift icon to its right. At the bottom, there is a link that says "View PayPal policies and your payment method rights." followed by two buttons: a grey "Continue" button and a blue "Cancel" button.



4. Enter your **name and address** in the notes section.

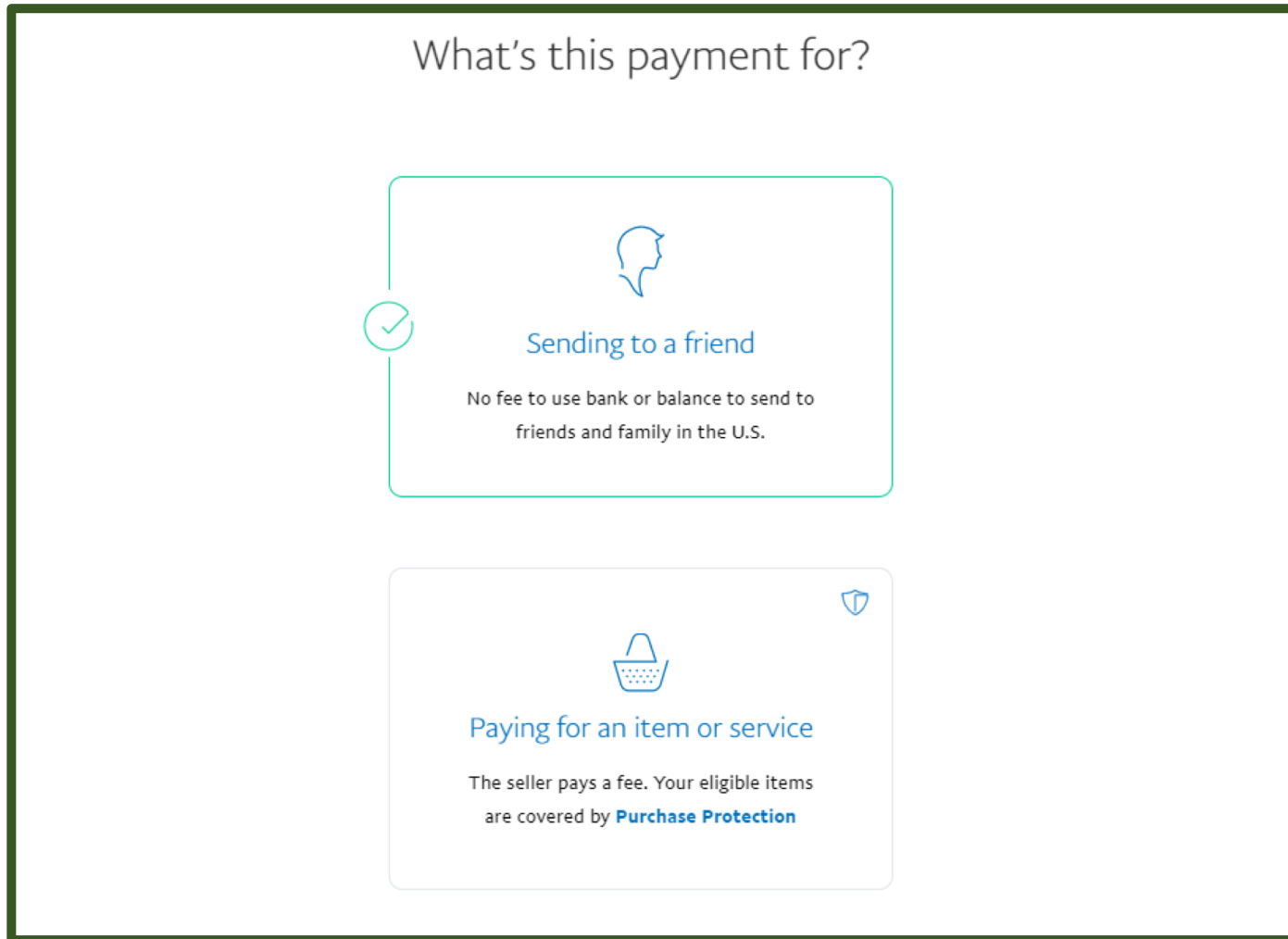


The screenshot shows a PayPal payment confirmation interface. At the top, there is a dark blue navigation bar with the PayPal logo and menu items: Dashboard, Finances, Pay & Get Paid (highlighted), Deals, Wallet, Activity, Help, a notification bell, a settings gear, and LOG OUT. The main content area is white and features a payment card for 'The Ledgewood Association @ledgewood'. The card displays a circular logo with three trees and the text 'LEDGEWOOD'. Below the logo, the amount '\$ 650.00' is shown in a large font, with a 'USD' dropdown menu underneath. A horizontal line separates the amount from the recipient's name and address: 'Brooke Whitkofski' and '12279 Moss Ridge Circle'. To the right of the address is a gift icon. Below the address, there is a link to 'View PayPal policies and your payment method rights.' At the bottom of the card are two buttons: a large blue 'Continue' button and a smaller blue 'Cancel' button. A green arrow points from the 'Continue' button to the recipient's name and address. To the right of the screenshot, a green stamp with the word 'IMPORTANT' is tilted, with a green arrow pointing from it to the recipient's name and address.

5. Click Continue



6. **Very Important:** Once you click Continue, this screen will come up. Ensure that **“Sending to a friend”** is selected. This method will not charge a fee. If you choose **“paying for an item or service”**, LedgeWood will be charged a fee for which **YOU WILL BE RESPONSIBLE** for paying.



Paypal is only free if you choose pay a friend AND you have Paypal linked to a bank account. There is a fee to use a credit or debit card.

If this happens, click “Wallet” in the top row to link to a bank account and then go back and select that account as your payment method.

PROBLEM!

The screenshot shows the PayPal 'Pay & Get Paid' interface. At the top, there is a navigation bar with 'Pay & Get Paid' selected. The main content area shows a payment of \$650.00 USD to 'The LedgeWood Association @ledgewood'. Below this, it indicates 'Sending to a friend' with a 'Change' link. The recipient's name is 'Brooke Whitkofski' and the address is '12279 Moss Ridge Circle'. Under 'You're sending with', a 'PNC Bank Credit Card' is selected, with a fee of \$669.15 USD. The summary shows 'You'll send' \$650.00 USD, a 'PayPal fee' of \$19.15 USD, and 'You'll pay' \$669.15 USD. A red arrow points from the 'PROBLEM!' text to the 'PayPal fee' line. At the bottom, there is a 'Send Payment Now' button and a link to 'View PayPal policies'.

Item	Amount
You'll send	\$650.00 USD
PayPal fee	\$19.15 USD
You'll pay	\$669.15 USD





Dashboard

Finances

Pay & Get Paid

Deals

Wallet

Activity

Help



LOG OUT

How do you want to pay?



Brooke and Joe Spend
Checking •• [REDACTED]
Fee: \$0.00 USD





PNC Bank Credit Card
Credit •••• [REDACTED]
Fee: \$19.15 USD


[+ Link a bank or card](#)

Next

Back



Dashboard Finances **Pay & Get Paid** Deals Wallet Activity Help   LOG OUT




The Ledgewood Association
@ledgewood


\$ 650.00

USD

Sending to a friend [Change](#)

Brooke and Joe Whitkofski
12279 Moss Ridge Circle 

You're sending with [Change](#)

	Brooke and Joe Spend	\$650.00 USD
	Checking ****3876	

The money will be sent right away.

You'll pay \$650.00 USD

[View PayPal policies](#) and your payment method rights.

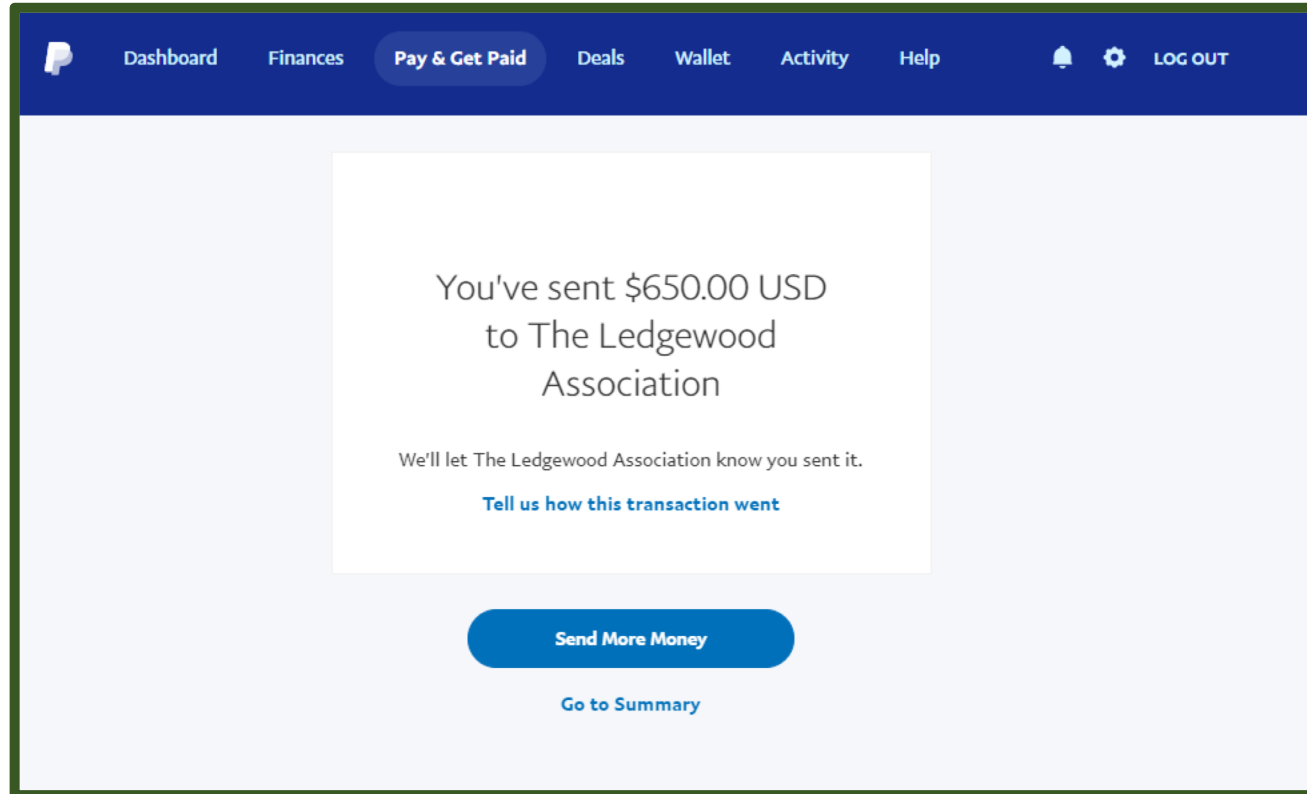
[Send Payment Now](#)

[Cancel](#)

No Fee! No PROBLEM!



Success!



The screenshot shows a web application interface with a dark blue navigation bar at the top. The navigation bar contains a profile icon, a search icon, and several menu items: Dashboard, Finances, Pay & Get Paid (highlighted), Deals, Wallet, Activity, and Help. On the right side of the navigation bar, there are icons for a notification bell, a settings gear, and the text LOG OUT.

The main content area is light gray and features a white confirmation card in the center. The card contains the following text:

You've sent \$650.00 USD
to The LedgeWood
Association

We'll let The LedgeWood Association know you sent it.

[Tell us how this transaction went](#)

[Send More Money](#)

[Go to Summary](#)

